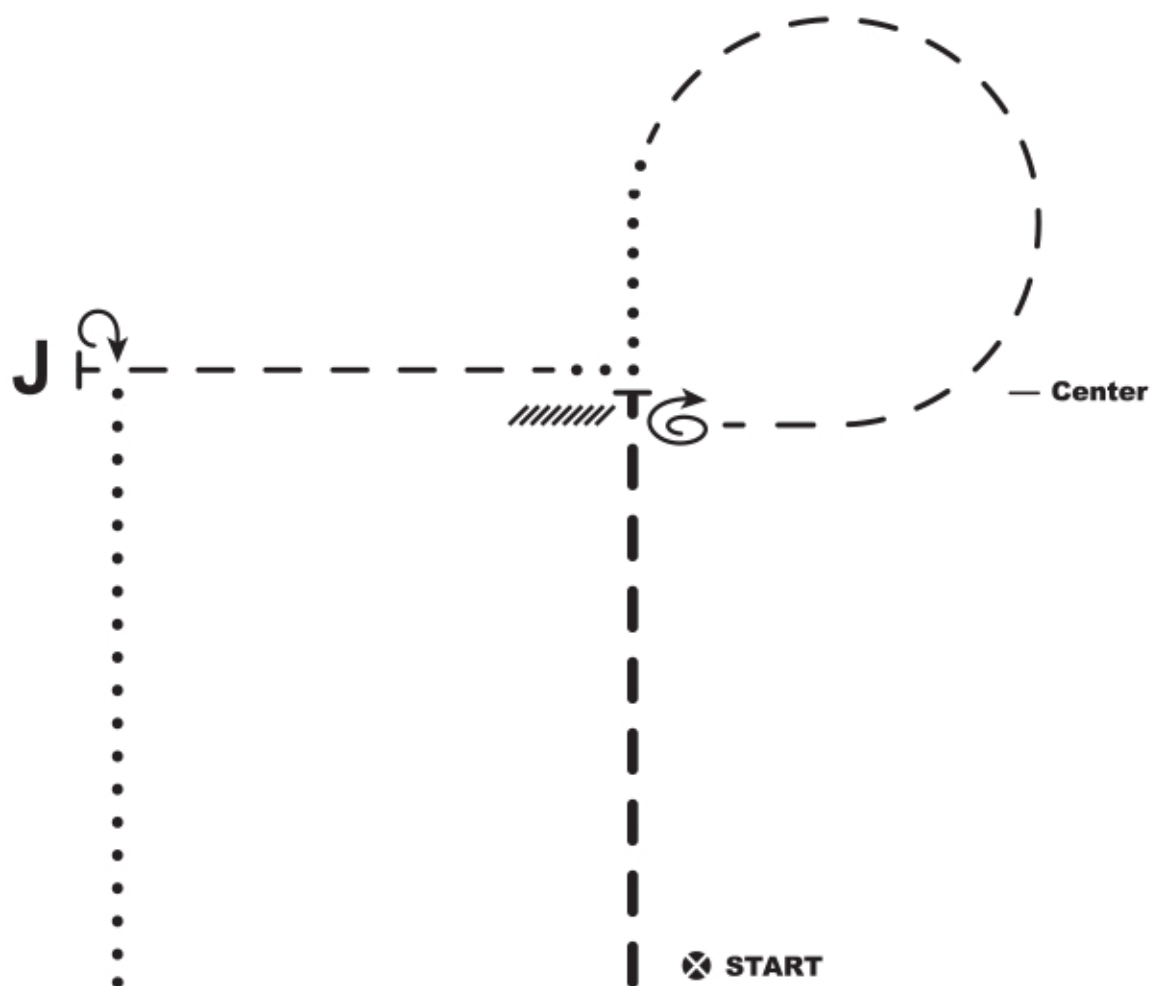


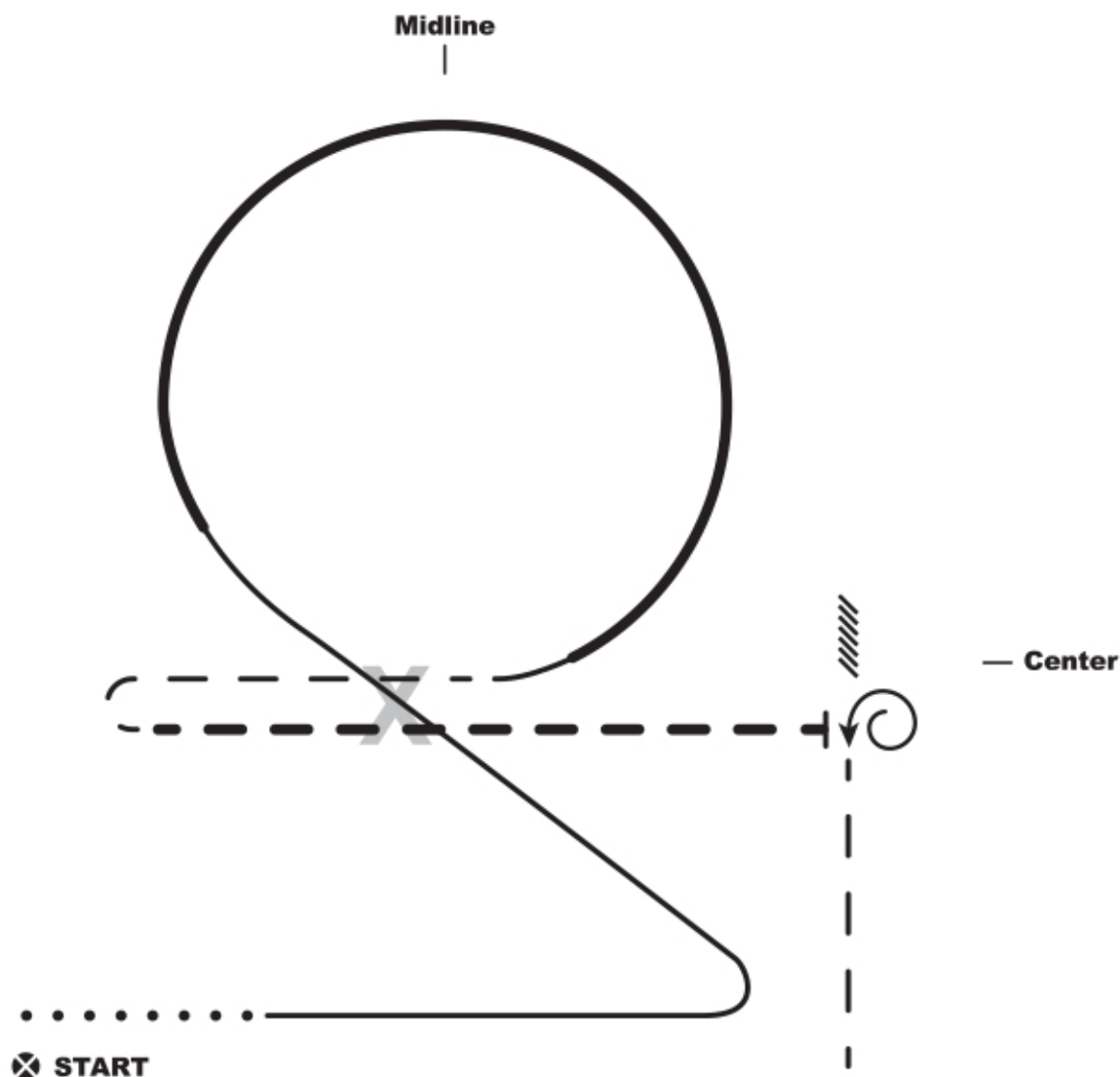
NON-PRO CHALLENGE FINALS SHOWMANSHIP



1. Extended trot to center, stop.
2. 450° (1 1/4) turn.
3. Back approximately 1 horse length.
4. Trot three quarters of a circle.
5. Walk the last quarter and make a square corner at the walk at center.
6. Trot straight to Judge, stop.
7. Set up.
8. Inspection.
9. When dismissed, 270° (3/4) turn. Forward walk. Pattern is complete upon passing start cone.

Note: The drawn description of this pattern is only intended for the general depiction of the pattern. Exhibitors should use the space as needed to best exhibit their horses.

NON-PRO CHALLENGE FINALS WESTERN HORSEMANSHIP

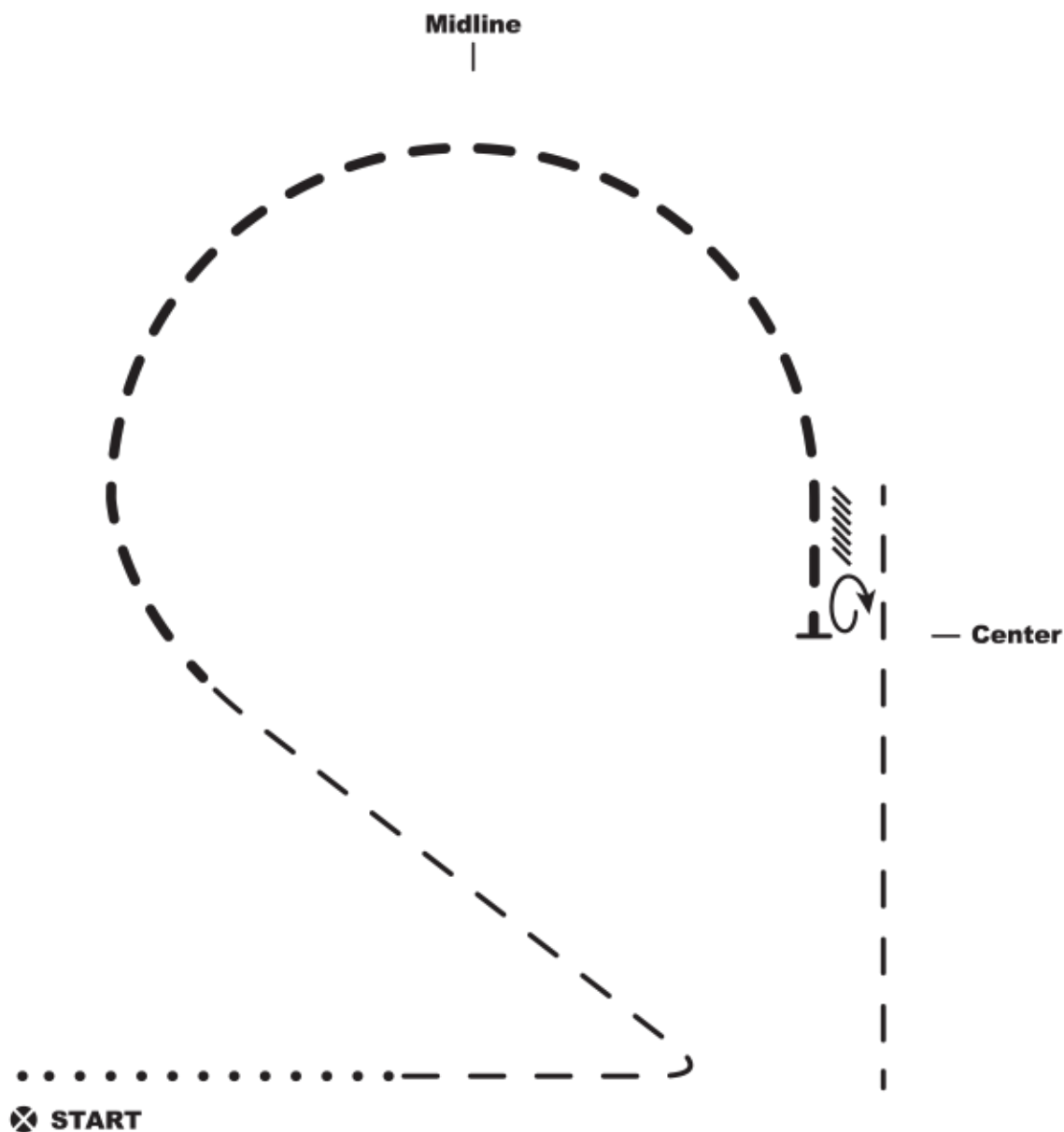


1. Forward walk for approximately two horse's lengths, lope left lead as shown.
2. Change leads (simple or flying) at X.
3. Lope right lead increasing speed for 3/4 of the circle, collect.
4. At center and midline, forward jog making the U-turn at the jog.
5. Extend the jog, stop.
6. 630° (1 3/4) turn to the left.
7. Back approximately 1 horse length.
8. Jog out. Pattern is complete upon passing start cone.

Note: The drawn description of this pattern is only intended for the general depiction of the pattern. Riders should use the space as needed to best exhibit their horses.

NON-PRO CHALLENGE FINALS WESTERN HORSEMANSHIP

Walk-Trot



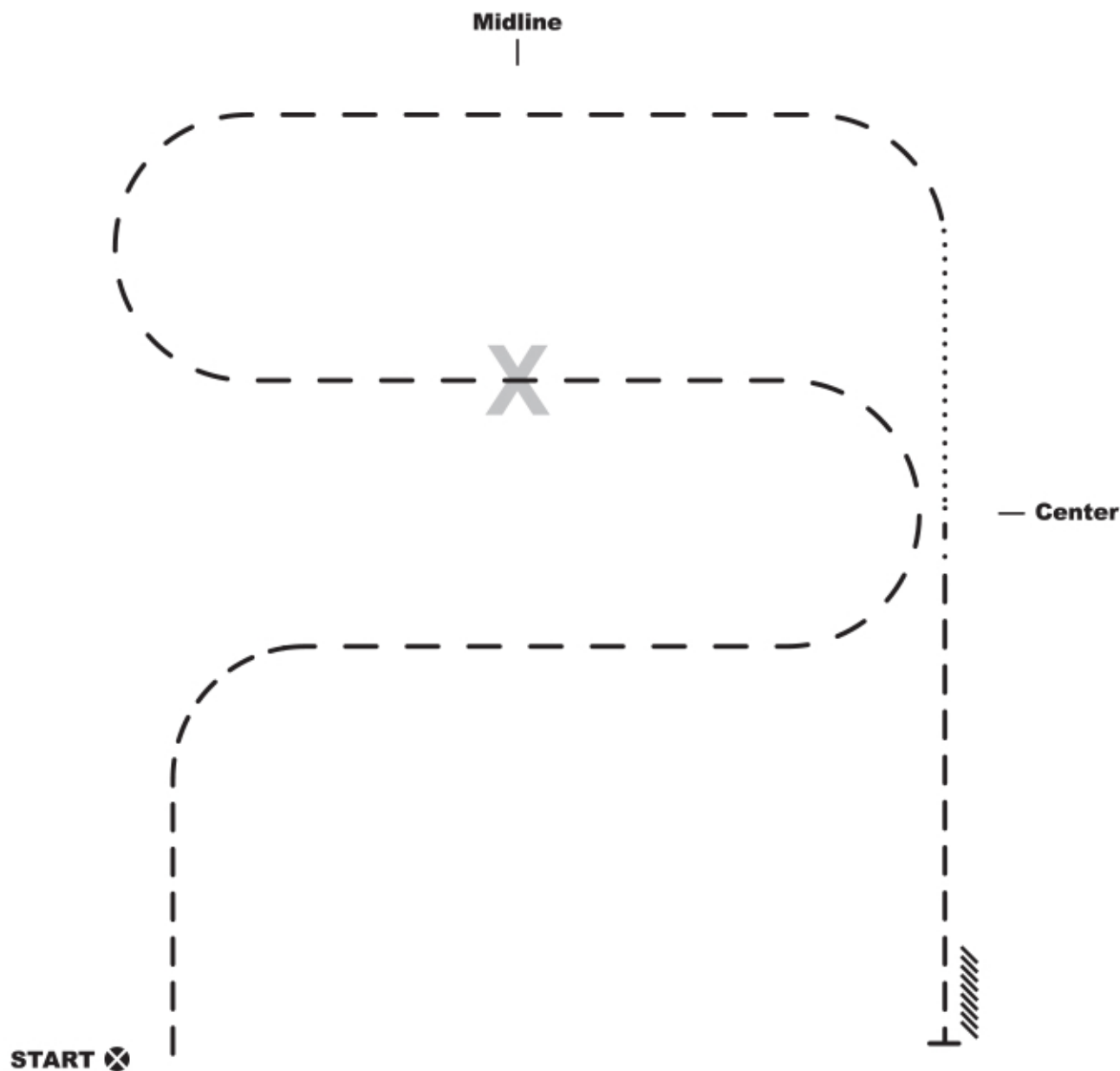
1. Forward walk for approximately three horse's lengths.
2. Forward jog to and thru the corner and up the line past the midline.
3. Extended jog half circle stopping on center.
4. 360° turn to the right.
5. Back approximately 1 horse length.
6. Jog out. Pattern is complete upon passing start cone.

Note: The drawn description of this pattern is only intended for the general depiction of the pattern. Riders should use the space as needed to best exhibit their horses.

NON-PRO CHALLENGE FINALS

HUNT SEAT EQUITATION

Walk-Trot

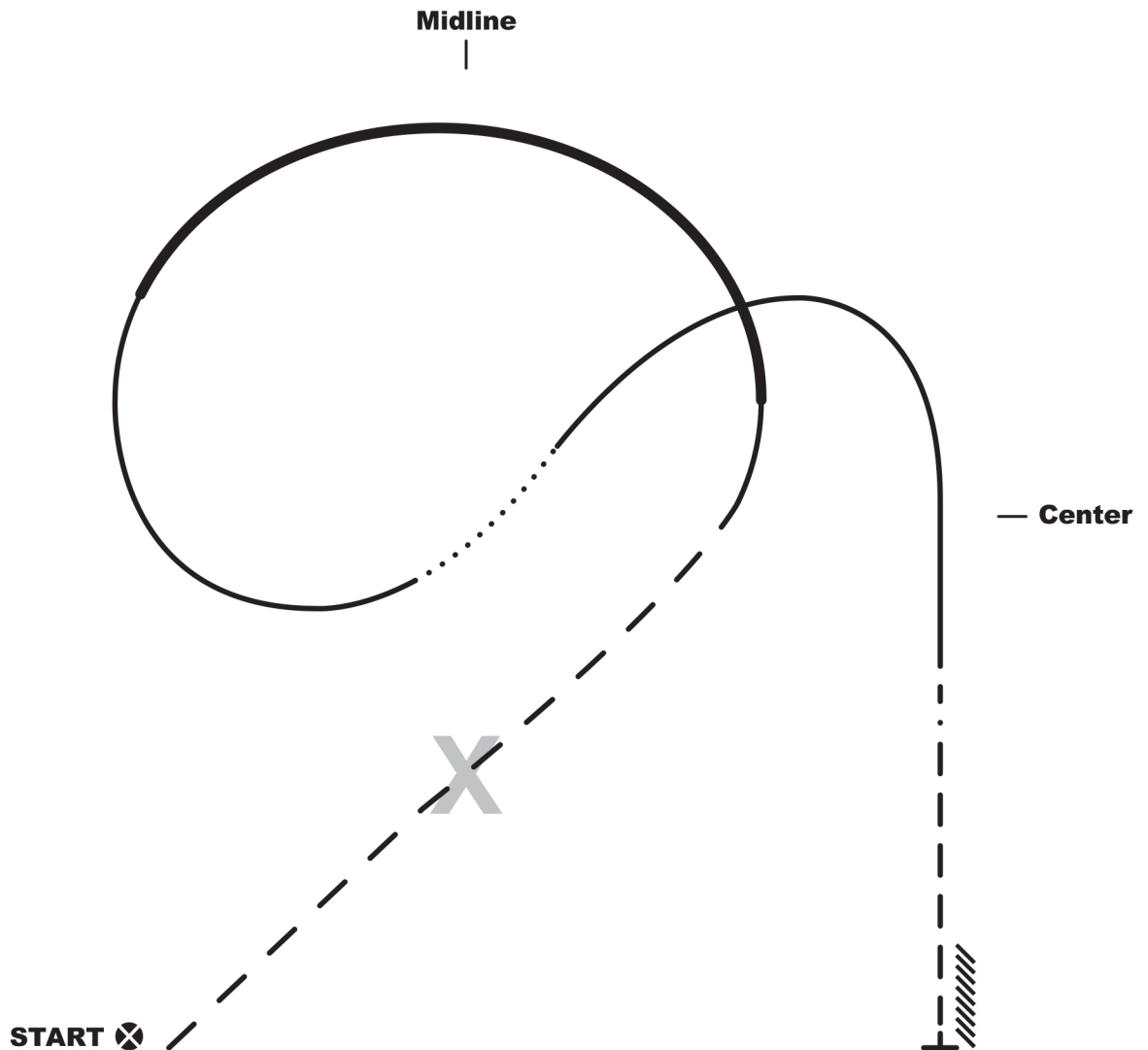


1. Sitting trot to and thru corner prior to center.
2. Trot right diagonal changing to left diagonal upon crossing midline at X.
3. Trot left diagonal around the end and across the top of the arena and thru the corner.
4. Slow to a forward walk and continue to center.
5. Sitting trot.
6. Halt when even with start cone and back approximately 1 horse length. Pattern is complete.

Note: The drawn description of this pattern is only intended for the general depiction of the pattern. Riders should use the space as needed to best exhibit their horses.

Non-Pro Challenge Finals

HUNT SEAT EQUITATION



1. Trot left diagonal to X.
2. Trot right diagonal remainder of line.
3. Canter left lead at center and lengthen the canter for a half circle.
4. Collect the canter.
5. Before midline, slow to a forward walk for approximately one to two horse's lengths.
6. Canter right lead and continue down the line past center.
7. Sitting trot.
8. Halt when even with start cone and back approximately 1 horse length. Pattern is complete.

Note: The drawn description of this pattern is only intended for the general depiction of the pattern. Riders should use the space as needed to best exhibit their horses.